

Measure Length 2 – Practical Activities

Advice and ideas

Maths

Provide cards displaying a variety of measurements. Ask the children to pick a card and find an object that length in the classroom. Can they find something that is longer/shorter?

Writing

Ask the children to measure a variety of objects with a ruler. Encourage them to write the length on a sticky note. Extend this by asking them to explain the correct way to measure.

Maths

123

Find the measurement.




Classroom secrets★

VF

Writing



Label the objects.



Classroom secrets★

VF

Measure Length 2 – Practical Activities

Advice and ideas

Malleable

Provide playdough, googly eyes and rulers. Ask the children to make snakes by rolling the playdough. Measure them with a ruler. Extend by asking them to compare the lengths.


Construction

Explain to the children that they are builders for the day. Ask them to construct something that is less than thirty centimetres tall. Encourage them to record measurements on a clipboard.

Malleable



Make and measure snakes.



Classroom secrets★

VF

Construction



Build, measure and record.



Classroom secrets★

VF

Measure Length 2 – Practical Activities

Advice and ideas

Small World

Ask the children to measure each room of a doll's house in centimetres. How long is each room? Extend by asking them which size furniture would and wouldn't fit in each room.

Tuff Tray

Provide a tuff tray with leaves and hang a washing line. Ask the children to measure the leaves with a ruler and hang them up in length order. Discuss the correct the way to measure.

Small World

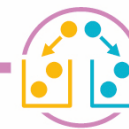


How long is each room?






VF

Tuff Tray



Measure and order.



VF